

A misty forest scene with tall, thin trees and a path covered in ferns. The overall color palette is a mix of cool blues and greens, creating a serene and ethereal atmosphere. The text is overlaid on the center of the image.

Artistic Collaboration in two countries

My Mystic Forest

in Kenya and in Finland

Virtual artistic collaboration

- Idea from the curriculum presented from one country to the other
- Investigating forests in both countries (differences, similarities)
- Sharing the process idea (PPT and e-mails)
- Sending materials and finding suitable materials from own country
- Working on the process, documenting the process
- Sharing the results and inventing new ideas to collaborate

Words are not always necessarily needed – art will tell.

INSPIRATION!

This work is inspired by the works of two Finnish artists.

Photos from the Kustaa Saksi exhibition (Minna Mäkelä) and from the website [Home | Klaus Haapaniemi & Co.](#)

- KUSTAA SAKSI (1975-)
- Lives and works in Amsterdam
- Known for huge woven artworks

- KLAUS HAAPANIEMI (1970-)
- Lives and works in Berlin
- Known for fabrics, wall paper, ceramics, fashion












Kenia: What do I need to make my part for the Mystic Forest installation?

- A round piece of cardboard
- A big needle
- Cotton yarn for looms
- Different kind of yarns for weaving

1. DRAW THE SHAPE ON A PIECE OF CARDBOARD AND CUT IT OFF.



2. Pull the loom through the middle point. Leave the knots under the work.

3. Start weaving with a color you prefer!





Pictures from the process in Finland



Kenya & Finland online Teams greeting 29.11.2023.



The Mystic Forest theme continues with sharing the final versions of the collaboratively created mystic forests, stories about these forests, sounds and photos of forests...